





S8CT4 Volume Switch Settings

Unlike the old S8CT3 the new S8CT4 has a variable volume control.



As part of the initial installation please ensure that the volume level is set correctly using the slide control which is on top of the UNI CarTalk electronic box. The setting of the volume level depends upon the installation configuration of the handsfree unit.

We recommend the following volume settings for the handsfree unit before it is used for the first time:

Volume Level	Configuration of the handsfree unit
	Using Phone line-in on vehicle radio
	Using Phone line-in on vehicle radio
	Vehicle Loudspeaker via integrated Switchbox or BURY External Speaker (as supplied with kit)
	Vehicle Loudspeaker via integrated Switchbox



If you use the BURY External Speaker you should only use position . The other positions are used for vehicle specific installations

Service Contact Details:

Australia	Phone: +61 (0)3 9709 0910	Fax: +61 (0)3 9709 0999
New Zealand	Phone: +64 (0)3 968 4866	Fax: +64 (0)3 968 4869
USA	Phone: +1-888-807-4838	Fax: +1 (302) 444-9482
Canada	Phone: +1-888-807-4838	Fax: +1 (302) 444-9482
Mexico	Phone: +01-800-681-1511	Fax: +1 (302) 444-9482